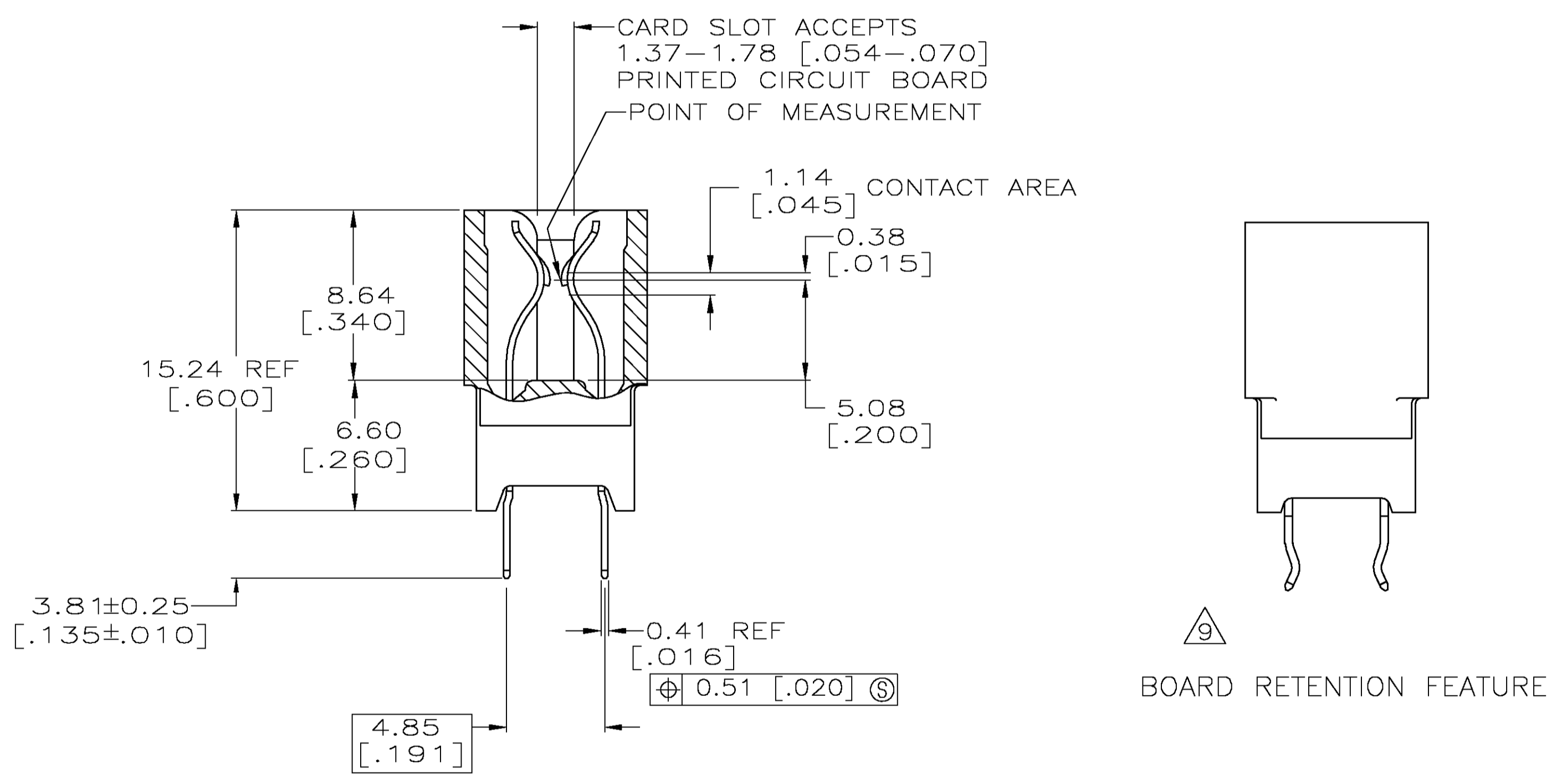
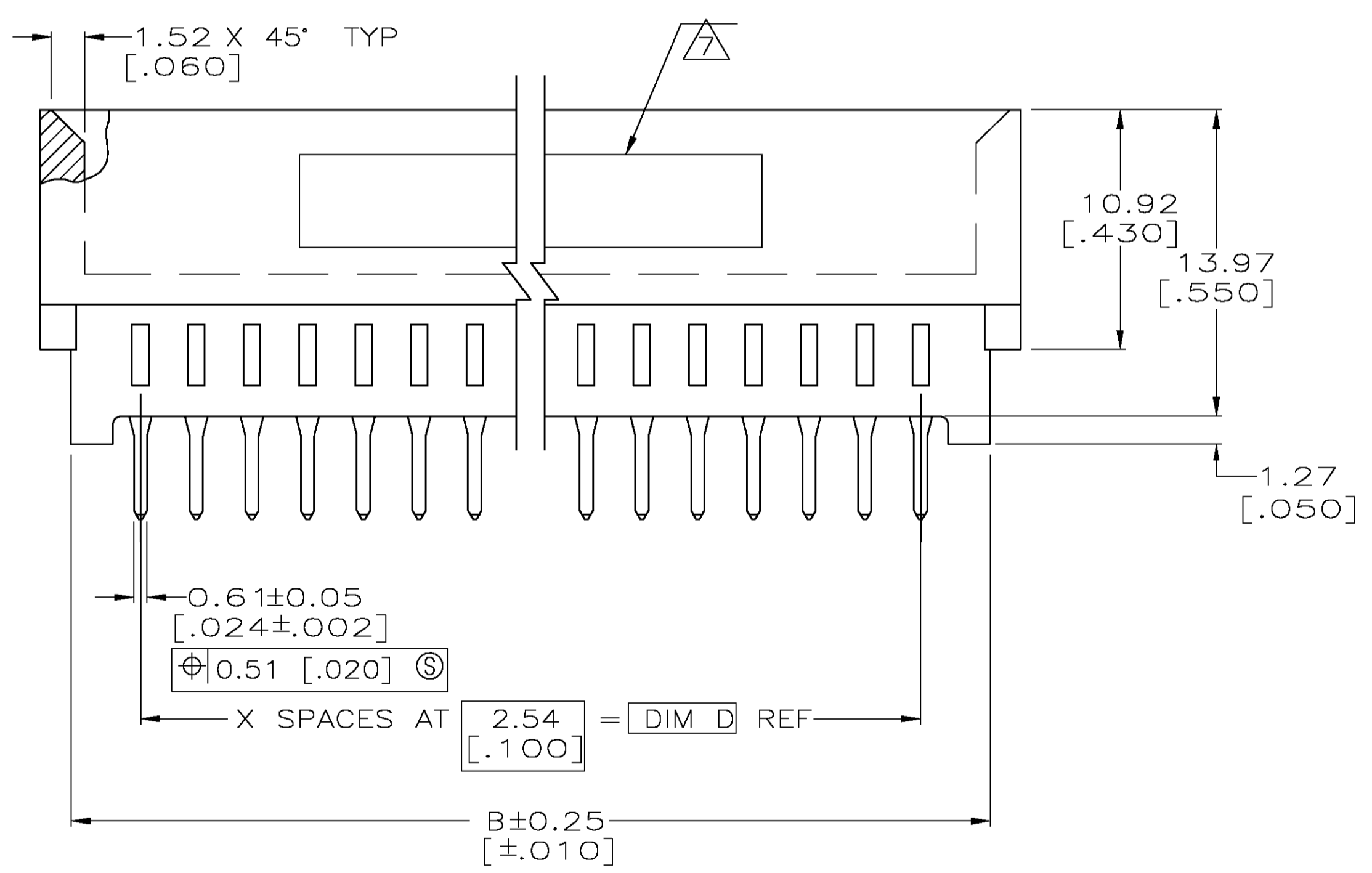
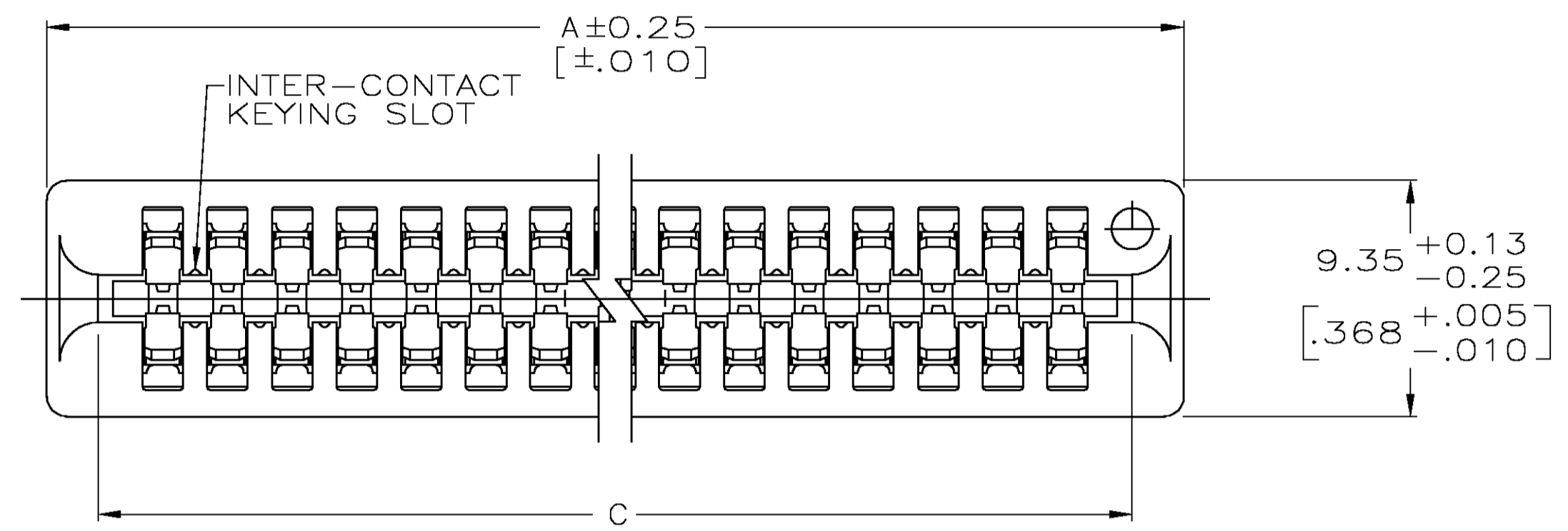


- ① HOUSING: GLASS FILLED POLYESTER; COLOR: BLACK.
- ② CONTACT: PHOSPHOR BRONZE.
- ③ NICKEL UNDERPLATE: 0.00127 [.000050] MIN - ALL OVER.
- ④ MATTE TIN PLATE: 0.00254 [.000100] MIN - SOLDER POSTS.
- ⑤ GOLD PLATE: 0.00076 [.000030] MIN - CONTACT AREA.
- ⑥ NICKEL PLATE PER MIL-G-45204. GOLD PLATE PER QQ-N-290.
- △ AMP PART NUMBER, DATE CODE AND CSA LOGO ARE MARKED IN APPROXIMATE AREA SHOWN, EITHER SIDE.
- 8. RECOMMENDED PCB FINISHED HOLE DIA: 1.02±0.08 [.040±.003].
- ⑨ THE RETENTION FEATURE OF THIS CONNECTOR IS DESIGNED FOR FULL SEATING IN A .062±.008 THICK CIRCUIT BOARD, #119231-1 H.



| | | | | | | | | |
|----------|----------------------------|------------------|------------------|------------------|------------------|----|------------|-------------|
| OBSOLETE | 3,4,47,48 | 60.96 [2.400] | 66.04 [2.600] | 67.31 [2.650] | 70.10 [2.760] | 24 | 25 | 5145274-2 |
| | 3,4,23,24 | 30.48 [1.200] | 35.56 [1.400] | 36.83 [1.450] | 39.62 [1.560] | 12 | 13 | 5145274-1 |
| | RETENTION FEATURE LOCATION | D | C | B | A | X | NO OF POSN | PART NUMBER |

THIS DRAWING IS A CONTROLLED DOCUMENT.

| | | | | | | | |
|------------------|--|---|-----------|--------------------------|-----------|------------------------------|------------|
| DIMENSIONS: mm | TOLERANCES UNLESS OTHERWISE SPECIFIED: | 0 PLC ± - | 1 PLC ± - | 2 PLC ± 0.13 [.005] | 3 PLC ± - | 4 PLC ± - | ANGLES ± ° |
| MATERIAL | FINISH | DIN AL FRANTUM 13 MAY 05 | | Cik AL FRANTUM 13 MAY 05 | | APVD | |
| CUSTOMER DRAWING | | Tyco Electronics Corporation Harrisburg, Pa 17105-3608 | | NAME | | RESTRICTED TO | |
| | | PRODUCT SPEC 108-9039 | | APPLICATION SPEC | | SIZE CAGE CODE DRAWING NO | |
| | | A1 00779 | | C=5145274 | | SCALE 4:1 SHEET 1 OF 1 REV B | |